

COUNTY OF GILLESPIE

Kelly Eckhardt
County Treasurer

Gillespie County Courthouse
101 West Main Street, Unit #5
Room 106

Office 830-997-6521
Fax 830-990-2307

FREDERICKSBURG, TEXAS
78624-3700

AFFIDAVIT


I, Kelly Eckhardt, Treasurer, in and for the County of Gillespie, State of Texas, hereby submit the attached report of investment transactions for all invested funds held by Gillespie County Treasurer for the month ending December 31, 2020 and I certify that these investments are in compliance with the local investment policy and the Public Funds Investment Act.




Kelly Eckhardt, Gillespie County Treasurer

December 2020 Total Investment Pools	\$ 4,838,260.62
December 2020 Total Collateralized CDs	\$ 3,055,419.76
December 2020 Total Brokered CDs	\$ 2,963,000.00
December 2020 Total Collateralized Sweep Accounts	\$ 15,922,625.34
December 2020 Total Invested Funds	\$ 26,779,305.72


Presented, examined, and accepted at the regular term of Commissioners' Court on this the 8th day of February, 2021.




Mark Stroehrer, County Judge



Charles Ofers, Commissioner, Pct.1



Keith Kramer, Commissioner, Pct.2



Dennis Neffendorf, Commissioner, Pct.3



Donnie Schuch, Commissioner, Pct.4



Mary Lynn Busche, County Clerk

Gillespie County Investments
12/31/2020

Investment Pool Issuer	Maturity Date	Avg Int Rate	12/1/2020	Interest	Transfers to SSB&T Operating Account	Changes in Principal	12/31/2020
Texas Class-General Fund	on Demand	0.14%	\$1,563,951.45	\$185.13	\$0.00		\$1,564,136.58
Texas Class-GOB Series 2013	on Demand	0.14%	\$102,665.10	\$12.17	\$0.00		\$102,677.27
TexPool-General Fund	on Demand	0.09%	\$3,171,201.91	\$244.86	\$0.00		\$3,171,446.77
Total Investment Pools			\$4,837,818.46	\$442.16	\$0.00		\$4,838,260.62
Average Investment Pool Rate		0.12%					
Collateralized CD Issuer	Maturity Date	Interest Rate	12/1/2020	Interest	Transfers to SSB&T Operating Account	Changes in Principal	12/31/2020
SSB&T-0220	3/11/2021	2.10%	\$256,179.81	\$440.99	\$0.00		\$256,620.80
SSB&T-4120	9/1/2021	2.15%	\$500,000.00	\$1,791.66	(\$1,791.66)	\$0.00	\$500,000.00
SSB&T-0055	9/4/2021	2.15%	\$307,602.15	\$542.11	\$0.00	\$0.00	\$308,144.26
SSB&T-0253	10/3/2021	2.00%	\$408,749.41	\$1,363.83	\$0.00	\$0.00	\$410,113.24
SSB&T-0576	12/10/2021	1.75%	\$355,649.03	\$510.17	\$0.00	\$0.00	\$356,159.20
SSB&T-0154	9/11/2021	0.55%	\$255,400.13	\$115.40	\$0.00	\$0.00	\$255,515.53
Total SSB&T Collateralized CDs			\$2,083,580.53	\$4,764.16	(\$1,791.66)	\$0.00	\$2,086,553.03
Average SSB&T CD Rate		1.78%					
Texas Regional Bank-0285	12/15/2020		\$101,529.43	\$137.69		(\$101,667.12)	\$0.00
Texas Regional Bank-4860	7/19/2021	1.57%	\$101,513.31	\$130.99			\$101,644.30
Texas Regional Bank-7440	8/2/2021	2.05%	\$307,750.15	\$518.54			\$308,268.69
Texas Regional Bank-4048	8/11/2021	1.80%	\$101,669.53	\$150.42			\$101,819.95
Texas Regional Bank-7966	10/30/2021	0.35%	\$101,544.52	\$29.21			\$101,573.73
Texas Regional Bank-7967	10/30/2021	0.35%	\$101,544.52	\$29.21			\$101,573.73
Texas Regional Bank-4948	11/28/2021	0.20%	\$152,294.18	\$25.03			\$152,319.21
Texas Regional Bank-0285	12/15/2021	0.35%	\$101,667.12	\$0.00			\$101,667.12
Total Texas Regional Bank Collateralized CDs			\$1,069,512.76	\$1,021.09	\$0.00	(\$101,667.12)	\$968,866.73
Average Collateralized CD Rate		1.37%					

Gillespie County Investments
12/31/2020

Brokered CD Issuer	Maturity	Interest	12/1/2020	Accrued Interest	Transfers to SS&T Operating Account	Changes in Principal	12/31/2020	12/1/2020	12/31/2020
FNC-Valley National Bank	4/8/2021	1.25%	\$246,000.00	\$2,249.38			\$246,000.00	\$247,303.80	\$246,806.88
FNC-Truist Bank	4/20/2021	1.15%	\$247,000.00	\$1,976.68			\$247,000.00	\$248,286.87	\$247,834.86
FNC-Wex Bank	7/9/2021	1.25%	\$241,000.00	\$685.03	\$0.00		\$241,000.00	\$242,990.66	\$242,539.99
Total FNC Brokered CDs			\$734,000.00	\$4,911.09	\$0.00	\$0.00	\$734,000.00	\$738,581.33	\$737,181.73
Average FNC Brokered CD Rate		1.22%							
MSB-Ally Bank	6/14/2021	2.40%	\$247,000.00	\$292.34	(\$2,972.12)		\$247,000.00	\$250,122.08	\$249,672.54
MSB-Goldman Sachs	6/14/2021	2.40%	\$247,000.00	\$308.58	(\$2,972.12)		\$247,000.00	\$250,122.08	\$249,672.54
MSB-Morgan Stanley Private Bank	6/14/2021	2.45%	\$246,000.00	\$297.22	(\$3,021.76)		\$246,000.00	\$249,175.86	\$248,718.30
MSB-University Iowa Community CU	6/14/2021	2.45%	\$249,000.00	\$501.41	(\$1,019.53)		\$249,000.00	\$252,214.59	\$251,734.02
MSB-BMW Bank North America	8/30/2021	1.55%	\$248,000.00	\$1,316.44	\$0.00		\$248,000.00	\$250,777.60	\$250,492.40
MSB-Morgan Stanley	12/13/2021	1.75%	\$247,000.00	\$225.01	(\$2,167.17)		\$247,000.00	\$251,297.80	\$251,001.40
MSB-Bellco Cr Un	3/30/2022	1.30%	\$249,000.00	\$0.00	(\$540.97)		\$249,000.00	\$252,981.51	\$252,824.64
MSB-American Express	3/31/2022	1.35%	\$248,000.00	\$843.88	\$0.00		\$248,000.00	\$252,144.08	\$251,970.48
MSB-Cadence Bank	3/31/2022	1.20%	\$248,000.00	\$741.96	\$0.00		\$248,000.00	\$251,662.96	\$251,521.60
Total MSB Brokered CDs			\$2,229,000.00	\$4,526.84	(\$12,693.67)	\$0.00	\$2,229,000.00	\$2,260,498.56	\$2,257,607.92
Average MSB Brokered CD Rate		1.87%							

Collateralized Sweep Account Issuer	Maturity Date	Interest Rate	12/1/2020	Interest	Deposits	Withdrawals	12/31/2020
Security State Bank & Trust-General	on Demand	0.10%	\$13,686,741.96	\$1,190.08	\$4,596,582.08	(\$2,922,451.83)	\$15,362,062.29
Security State Bank & Trust-COB2001-I&S	on Demand	0.10%	\$81,047.82	\$7.39	\$36,298.57	(\$750.00)	\$116,603.78
Security State Bank & Trust-GOB 2013-I&S	on Demand	0.10%	\$189,894.35	\$19.41	\$205,683.52	\$0.00	\$395,597.28
Security State Bank & Trust-2013 Jail Project	on Demand	0.10%	\$48,357.89	\$4.10	\$0.00	\$0.00	\$48,361.99
Total Collateralized Sweep Accounts			\$14,006,042.02	\$1,220.98	\$4,838,564.17	(\$2,923,201.83)	\$15,922,625.34
Average Collateralized Sweep Account Rate		0.10%					
Total Invested Funds			\$24,959,953.77				\$26,779,305.72

Pledges By Pledgee And Maturity



Pledged To: GILLESPIE CO

Texas Regional Bank - McAllen, TX

As Of 12/31/2020

Page 26 of 39

Receipt# Safekeeping Location	CUSIP	ASC 320	Description Maturity Prerefund	Pool/Type Coupon	Moody S&P	Original Face Pledged Percent	Pledged			
							Original Face	Par	Book Value	Market Value
FHLB: FED HOME LOAN BANK	31410LGN6	AFS	FNMA 15YR 01/01/27	890405 3.50		1,655,000.00 100.00%	1,655,000.00	203,253.76	209,193.15	215,800.92
FHLB: FED HOME LOAN BANK	3128MECD1	AFS	FHLMC 15YR 11/01/29	G15268 3.50		1,700,000.00 100.00%	1,700,000.00	521,192.21	546,181.30	568,361.09
FHLB: FED HOME LOAN BANK	3138ETYH3	AFS	FNMA 20YR 04/01/36	AL8811 4.00		1,625,000.00 100.00%	1,625,000.00	749,499.11	794,512.44	829,473.89
3 Securities Pledged To: L - GILLESPIE CO							4,980,000.00	1,473,945.08	1,549,886.89	1,613,635.90

Although the information in this report has been obtained from sources believed to be reliable, its accuracy cannot be guaranteed.
1/4/2021 7:23 AM - JDB / TRBC

Pledge Report by Maturity/Date
Pledge B: GILLESPIE COUNTY TEXAS

As of 12/31/20
 Page 150

Security State Bank & Trust
 Fredericksburg, TX

Receipt	SK	Code	Cusip	ID #	Current Face	Original Face	Description	Moody / S&P	Coupon	Maturity	Book Value	Fair Value
1006		270299FC9		103353	240,000.00	240,000.00	EARLY TX REF GO AGM QTEO	HTM	NR / AA	02/15/2021	240,184.09	240,510.71
1006		486188EJ0		102402	375,000.00	375,000.00	KAUFMAN CNTY TX GO AGM	AFS	NR / AA	02/15/2021	375,377.01	376,255.40
1006		513642EA2		102484	245,000.00	245,000.00	LAMPASAS TX GO SINKING FUND QTEO PRU	HTM	NR / AA-	02/15/2021	245,204.65	245,856.98
1006		244109P32		103361	245,000.00	245,000.00	DEER PARK TX C/O GO QTEO PRE-RFD	HTM	NR / AAA	03/15/2021	246,251.72	246,935.75
1006		262061MV3		103666	250,000.00	250,000.00	DRIPPING SPRINGS TX ISD GO PSF QTEO PR	HTM	NR / AAA	08/15/2021	251,817.72	254,423.16
1006		881830K69		103729	380,000.00	380,000.00	TEXARKANA TX GO QTEO	HTM	NR / AA-	02/15/2022	388,869.21	393,456.57
1006		899474UY4		103514	310,000.00	310,000.00	TULOSO-MIDWAY TX ISD REF GO PSF QTEC	HTM	NR / AAA	02/15/2022	313,394.74	319,808.47
1006		932440BS8		103584	385,000.00	385,000.00	WALLER CNTY TX GO BDS 2017 QTEO	HTM	NR / AA	02/15/2022	389,973.71	396,474.18
1006		046573GE5		103474	430,000.00	430,000.00	ATASCOSA CNTY TX C/O GO QTEO	HTM	NR / AA-	02/01/2023	438,392.13	453,457.04
1006		929831FX8		103497	450,000.00	450,000.00	WACO TX C/O GO QTEO	HTM	Aa1 / AA+	02/01/2023	457,882.71	474,548.06
1006		157789GX0		103579	480,000.00	480,000.00	CHAMBERS CNTY TX GO QTEO	HTM	NR / AA	03/01/2023	491,857.69	508,174.58
1006		006514GC1		103457	250,000.00	250,000.00	ADDICKS TX UD WW & SS GO BAM QTEO	HTM	NR / AA	09/01/2023	248,472.01	259,888.57
1006		970007LR9		103369	230,000.00	230,000.00	WILLIAMSON CNTY TX WW&SS IRR & DRAJ	HTM	A3 / AA	09/01/2023	232,127.64	233,754.18
1006		016140NG6		103484	210,000.00	210,000.00	ALICE TX REF GO AGM QTEO	HTM	NR / AA	02/01/2024	219,161.96	232,669.39
1006		286525QG8		103472	395,000.00	395,000.00	ELGIN TX C/O GO BAM QTEO	HTM	Baa1 / AA	07/15/2024	417,379.63	438,035.38
1006		877294SS8		103577	260,000.00	260,000.00	TAYLOR TX GO REF BDS 2017 QTEO	HTM	NR / AA-	08/15/2024	277,641.16	292,390.34
1006		006514GD9		103458	250,000.00	250,000.00	ADDICKS TX UD WW & SS GO BAM QTEO	HTM	NR / AA	09/01/2024	248,760.30	260,820.41
1006		046573GG0		103487	460,000.00	460,000.00	ATASCOSA CNTY TX C/O GO QTEO	HTM	NR / AA-	02/01/2025	472,815.34	505,036.29
1006		078275X25		103451	925,000.00	925,000.00	BELLAIRE TX REF GO QTEO	HTM	NR / AAA	02/15/2025	914,614.84	984,853.94
1006		38588NEZ8		102903	250,000.00	250,000.00	GRAND LAKES MUD #1 TX GO AGM QTEO	AFS	NR / AA	04/01/2025	253,668.03	259,607.32
1006		622707RU3		102910	250,000.00	250,000.00	MOUNT PLEASANT TX ISD GO BAM SINK Q	HTM	A1 / AA	08/15/2025	250,000.00	250,956.95
1006		770043KP1		102653	250,000.00	250,000.00	ROANOKE TX GO QTEO	HTM	NR / AA	08/15/2025	251,320.86	254,892.88
1006		89440AEZ6		103395	295,000.00	295,000.00	TRAVIS CNTY TX MUD #11 REF GO BAM SIF	AFS	NR / AA	08/15/2025	310,542.29	318,248.41
1006		626752SV2		102862	285,000.00	285,000.00	MURPHY TX WW & SS GO SINK QTEO	HTM	NR / AA+	02/15/2026	292,082.98	310,841.89
1006		34682EKR3		103295	585,000.00	585,000.00	FORT BEND CNTY TX MUD #123 GO BAM Q	AFS	A3 / AA	09/01/2026	611,544.38	636,998.17
1006		016140NL5		103483	490,000.00	490,000.00	ALICE TX REF GO AGM QTEO	HTM	NR / AA	02/01/2028	515,078.02	567,401.89
1006		566022QD4		102870	500,000.00	500,000.00	MARBLE FALLS TX GO QTEO	HTM	NR / AA	02/01/2028	518,380.31	550,782.24
1006		626752SX8		102861	305,000.00	305,000.00	MURPHY TX WW & SS GO SINK QTEO	HTM	NR / AA+	02/15/2028	315,014.28	337,294.42
1006		31307CQS0		102578	255,607.26	255,607.26	FHLMC J #24065	HTM		06/01/2028	254,848.86	266,790.08
1006		36179NFD5		102601	251,018.93	251,018.93	GNMA II #MA1064	HTM		06/20/2028	250,001.11	261,373.46
1006		36179NHU0		102604	237,285.67	237,285.67	GNMA II #MA1133	HTM		07/20/2028	237,056.65	247,073.70
1006		121295FY0		103325	480,000.00	480,000.00	BURKBURNETT TX C/O WW & SS GO BAM	HTM	NR / AA	02/15/2029	501,072.36	528,965.90
1006		921237DH3		103520	255,000.00	255,000.00	VAN TX C/O GO BAM SINKING FUND QTEO	HTM	A3 / AA	08/15/2029	257,162.64	283,046.38
1006		492350DF7		103530	270,000.00	270,000.00	KERR CNTY TX C/O GO QTEO	HTM	NR / AA	02/15/2030	270,810.50	271,201.46
1006		782203CD3		103496	425,000.00	425,000.00	RUSK TX WW & SWR SYS C/O BAM-TCRS G	AFS	NR / AA	02/15/2030	432,371.32	439,669.78
1006		924648JS8		103392	525,000.00	525,000.00	VERNON TX REF GO MAC SINKING FUND Q	HTM	NR / AA	03/15/2030	575,317.21	609,544.16
1006		488818EP6		103449	215,000.00	215,000.00	KENEDY TX C/O GO SINKING FUND QTEO	HTM	NR / AA-	05/01/2030	227,534.82	244,630.88

Note: Refer to the U.S. Government and Agency Ratings report for ratings on treasury, agency and pass through securities.



9601 McAllister Freeway, Suite 301, San Antonio, Texas 78216-4633

II. Pledge & Safekeeping Reports

Pledge Report by Maturity Date
Pledge B: GILLESPIE COUNTY, TEXAS

Security State Bank & Trust
Fredericksburg, TX

Receipt	Code	Cusip	ID #	Current Face	Original Face	Description	ASC	320	Moody / S&P	Coupon	Maturity	Book Value	Fair Value
1006	970667WL1		103732	500,000.00	500,000.00	WILLIS TX ISD REF BDS 2012 GO PSF QTEO	HTM	Aaa / NR	2.750	02/15/2031	505,755.59	513,584.28	
1006	077131J78		103490	285,000.00	285,000.00	BEEVILLE TX C/O GO AGM SINKING FUND C	HTM	NR / AA	4.000	08/15/2031	299,524.17	316,768.58	
1006	3128P73X9		102571	369,555.71	1,000,000.00	FILM C #91714	HTM		3.000	07/01/2033	368,371.42	389,996.76	
1006	36225CS51		101528	65,469.08	1,000,000.00	GNMA II #80856 ADJ RT	AFS		3.000	03/20/2034	65,457.37	67,049.89	
1006	36225DH49		101551	80,108.38	2,000,000.00	GNMA II #81150 ADJ RT	AFS		3.125	11/20/2034	80,108.38	81,848.02	
1006	36225DHX5		101552	37,820.44	2,000,000.00	GNMA II #81145 ADJ RT	AFS		3.125	11/20/2034	37,783.11	38,551.03	
1006	36225ESX6		101907	71,806.26	1,000,000.00	GNMA II #82661 ARM	AFS		3.125	11/20/2040	71,806.26	73,684.14	
1006	36225ESX6		101913	71,806.26	1,000,000.00	GNMA II #82661 ARM	AFS		3.125	11/20/2040	71,806.26	73,684.14	
Items 45												14,375,477.99	24,036,948.00
												14,694,597.44	15,311,836.21

Status Codes: N = New Purchase S = Sold M = Matured C = Called O = Paid Off * = Pre-refunded T = ASC 320 Transfer I = Impaired
Note: Refer to the U.S. Government and Agency Ratings report for ratings on treasury, agency and pass through securities.

FINSER
9601 McAllister Freeway, Suite 301, San Antonio, Texas 78216-4633
(210) 224-5492
(210) 224-8787

II. Pledge & Safekeeping Reports

FHLBANK
DALLAS

Gillespie County
Kelly Eckhardt, County Treasurer
101 West Main St
Rm 5
Fredericksburg, TX 78624

Custodial Letter of Credit
Pledge Allocation Pledge Receipt

Pledge Reference #: 27000316-4 Member FHFA ID: 13389 Effective Date: 05/04/2020

Pledge allocation for the above beneficiary has been pledged by

Security State Bank & Trust
P.O. Box 471
Fredericksburg, TX 78624

Pledged Amount: \$10,000,000.00

Letter of Credit # 27000316
LOC Maturity Date 12/20/2021
LOC Issue Date 12/20/2019

IN ORDER TO COMPLY WITH 2257.045(C)(2) OF THE TEXAS GOVERNMENT CODE, PROMPTLY, BY THE CLOSE OF BUSINESS TODAY, DELIVER A COPY OF THIS TRUST RECEIPT TO YOUR DEPOSITOR.